

# Beginner

British  
Gymnastics

## Welcome to **GymFit** at home!

This week we're focussing on our **core** whilst still getting the **heart rate** up. Repeat this circuit twice in the week.

Make sure to clear a safe space before you start.

Do a quick warm up before you begin the circuit. Here's an example you could use:

**20 marches**

**20 slow arm circles**

**20 side leans**

**20 second jog on the spot**

Do each exercise for **40 seconds**, then rest for **20 seconds** before moving on.

Complete all **5 exercises**, this is 1 circuit.

Repeat each circuit **4 times** before giving the weekly challenge a try.

Tweet us **@BritGymnastics** and use **#GymnastsAtHome** to show us your challenges!

## WEEK 2



There will be a  
**new challenge**  
**to complete**  
**each week!**

**Disclaimer:**

Participation in any of the activities listed is  
carried out wholly at your own risk!

# Core Beginner

## LEVEL 1 SIDE TAPS - STANDING

1



2



3



- 1 Stand with feet shoulder width apart and arms by your side
  - 2 Lean to one side and reach to touch your knee
  - 3 Repeat on other side
- Both sides tapped is one rep

## LEVEL 2 SIDE TAPS - LYING

1



2



3



- 1 Lie flat on back with arms by your side
    - Lift shoulders and head off floor
    - Keep legs and lower back pressed into the floor
  - 2 Lean to one side and reach to touch side of your knee
  - 3 Repeat on other side keeping shoulders off the floor
- Both sides tapped is one rep

## LEVEL 3 SIDE TAPS - DISHED

1



2



3



4



- 1 Lie flat on back with arms by your side
  - 2 Lift shoulders, head and feet off floor so you are in dish position
    - Push lower back into the floor
  - 3 Lean to one side and reach to touch side of your knee
  - 4 Repeat on other side keeping shoulders and feet off the floor
- Both sides tapped is one rep


# Cardio Vascular Beginner

### LEVEL 1 SINGLE LEG JACKS



- 1 Start with hands on hips
  - 2 Extend one leg out to the side
  - 3 Return to centre
  - 4 Extend opposite leg to the side
- Return to centre
  - This is one rep
  - Continue movements

### LEVEL 2 JUMPING JACKS



- 1 Start with feet together and arms by your side
  - 2 Jump both feet out to the side and at the same time raise arms above head
  - 3 Return feet to centre and arms by side
- Repeat move

### LEVEL 3 JUMPING JACK SQUAT



- 1 Start with feet together and arms by your side
  - 2 Jump both feet out to side and at the same time raise arms above head
  - 3 Return feet to centre and arms by side
  - 4 Perform a half squat and return to standing
- Repeat move

# Core Beginner

## LEVEL 1


### DISH LIFTS - ARMS AT SIDE



- 1 Lie flat on back
  - Arms by side
- 2 Lift head and shoulders off floor and at same time lift legs 3 - 4 inches off floor
  - Back should be rounded so that lower back is pressed into the floor
  - Hold for a moment
- 3 Lower and repeat

## LEVEL 2


### DISH LIFTS - ARMS AT EARS



- 1 Lie flat on back
  - Arms stretched out above head
- 2 Lift arms, head and shoulders off floor and at same time lift legs 3 - 4 inches off floor
  - Back should be rounded so that lower back is pressed into the floor
  - Hold for a moment
- 3 Lower and repeat

## LEVEL 3

### DISH ROCKS



- 1 Lie flat on back
  - Arms stretched out above head
- 2 Lift arms, head and shoulders off floor and at same time lift legs 3 - 4 inches off floor
  - Back should be rounded so that lower back is pressed into the floor
- 3 Move body backwards and forwards in a rocking motion
- 4


# Cardio Vascular Beginner

### LEVEL 1 SINGLE LEG JACKS



- 1 Start with hands on hips
  - 2 Extend one leg out to the side
  - 3 Return to centre
  - 4 Extend opposite leg to the side
- Return to centre
  - This is one rep
  - Continue movements

### LEVEL 2 JUMPING JACKS



- 1 Start with feet together and arms by your side
  - 2 Jump both feet out to the side and at the same time raise arms above head
  - 3 Return feet to centre and arms by side
- Repeat move

### LEVEL 3 JUMPING JACK SQUAT



- 1 Start with feet together and arms by your side
  - 2 Jump both feet out to side and at the same time raise arms above head
  - 3 Return feet to centre and arms by side
  - 4 Perform a half squat and return to standing
- Repeat move

# Core Beginner

## LEVEL 1

### BALANCE BOARD - WIDE FEET



- 1 Using a partner to steady you, put one foot on top of the balance board
- 2 Place the other foot on the board so that your feet are shoulder width apart
- 3 Release from your partner and balance for the specified time

## LEVEL 2

### BALANCE BOARD - FEET TOGETHER



If you don't have a **balance board** at home, use a **cushion or pillow** instead!

- 1 Using a partner to steady you, put one foot on top of the balance board
- 2 Place the other foot on the board so that your feet are shoulder width apart
- 3 Move both feet together
- 4 Release from your partner and balance for the specified time

## LEVEL 3

### BALANCE BOARD - SINGLE LEG



- 1 Using a partner to steady you, put one foot on top of the balance board
- 2 Place the other foot on the board so that your feet are shoulder width apart
- 3 Move both feet together
- 4 Release from your partner and balance for the specified time
- 5 Take one foot off the board and balance for the specified time
- 6 Hold and repeat on the opposite leg

# Beginner

British  
Gymnastics

## Your Challenge!

### FOR WEEK 2

How many **sit ups** can you do in  
**one minute?**

Remember to keep your back rounded and not pull your head up!



don't forget to  
**print out** your  
**certificate!**